

The right way to attach solar PV to trapezoidal roof profiles!

S-5!®

The Right Way!™

ProteaBracket™

A versatile bracket for mounting solar PV to trapezoidal roof profiles

ProteaBracket™ is now made in aluminum. Still the most versatile standing seam metal roof attachment solution on the market, the S-5! ProteaBracket just got better!

The bracket features an adjustable attachment base and module attachment options to accommodate different roof profile dimensions and mounting options.

Our pre-applied EPDM gasket with peel and stick adhesive makes installation a snap, ensuring accurate and secure placement the first time.

With no messy sealants, faster installation, and a weather-proof fit, ProteaBracket offers you the most versatile solar attachment solution available.

ProteaBracket* can be used for rail mounting or "direct-attach" with S-5! PVKIT™

*When ProteaBracket is used in conjunction with the S-5! PVKIT, an additional nut is required during installation.

**NOW AVAILABLE
IN ALUMINUM**



NEW

ProteaBracket™



Features and Benefits

- 34% lighter - saves on shipping
- Stronger L-Foot™
- Load-tested for engineered application
- Corrosion-resistant materials
- Adjustable - Fits rib profiles up to 3"
- Peel-and-Stick prevents accidental shifting during installation
- Fully pre-assembled
- 25-year warranty*

*See www.S-5.com for details.

800.284.1412 | www.lmcurbs.com



ProteaBracket™ is the perfect solar attachment solution for most trapezoidal rib, exposed-fastened metal roof profiles!


ProteaBracket™ is compatible with common metal roofing materials and comes with a pre-applied EPDM gasket on the base.

Note: All four pre-punched holes must be used to achieve tested strength. Fasteners are provided.

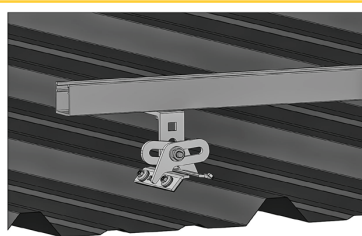
For design assistance, ask your distributor, or visit **www.S-5.com** for the independent lab test data that can be used for load-critical designs and applications. Also, please visit our website for more information including metallurgical compatibilities and specifications.

S-5!® holding strength is unmatched in the industry.


Multiple Attachment Options:



*Side
Mount Rail*



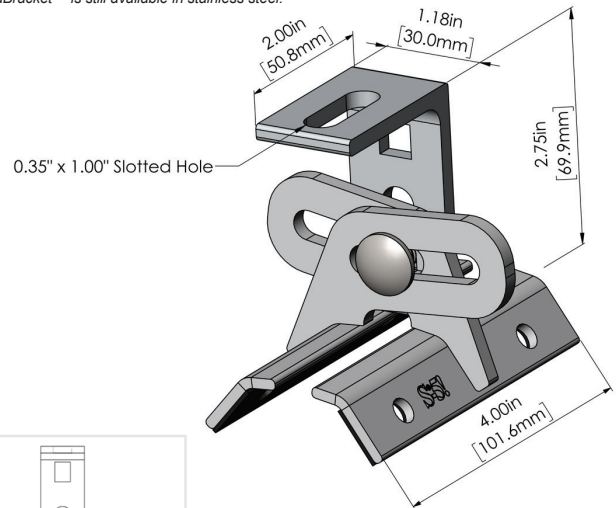
*Bottom
Mount Rail*



*w/ S-5!
PVKIT™
(rail-less)*

ProteaBracket™

ProteaBracket™ is still available in stainless steel.



**ProteaBracket fits profiles
up to 3 inches**

INSTALLATION:

No surface preparation needed. (1) Wipe away excess oil and debris. (2) Peel off adhesive release paper. (3) Align and mount bracket directly onto crown of panel. (4) Secure ProteaBracket through pre-punched holes, using piercing-point S-5! screws.



*ProteaBracket™ and the S-5! PVKIT™ 2.0
mounted on a trapezoidal roof profile*

S-5!® Warning! Please use this product responsibly!

Products are protected by multiple U.S. and foreign patents. For published data regarding holding strength, bolt torque, patents, and trademarks, visit the S-5! website at www.S-5.com.

Copyright 2019, Metal Roof Innovations, Ltd. S-5! products are patent protected. S-5! aggressively protects its patents, trademarks, and copyrights. Version 050219.

Distributed by



P: 800-284-1412

F: 903-759-3598

W: www.lmcubbs.com