



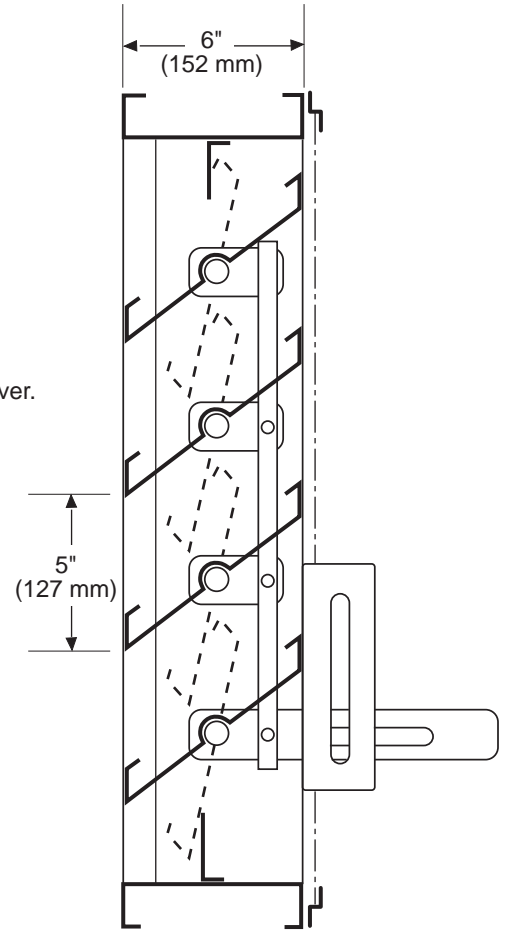
MODEL A-SLD-6
FORMED ADJUSTABLE LOUVER
DRAINABLE BLADE.

Standard Construction:

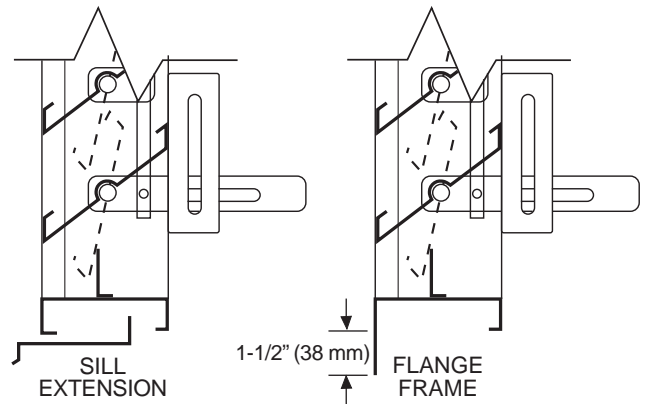
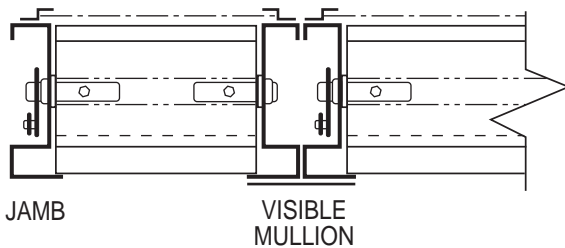
- Frame:** 6" (152 mm) x 20 ga. galvanized steel.
- Blades:** 20 ga. galvanized steel, approximately 5" (127 mm) on centers.
- Blade Angle:** 37-1/2°
- Bearings:** Permanently lubricated oilite bronze, press fit into frame.
- Axles:** 1/2" (12.7 mm) dia. plated steel.
- Linkage:** Plated steel.
- Operator:** Wing nut slide bracket.
- Screen:** Bird screen - 1/2" x 1/2" (12.7 mm x 12.7 mm) x 19 ga. galvanized steel, in a removable frame on interior of louver.
- Finish:** Mill galvanized.
- Minimum Size:** 12"w x 12"h (25.4 mm x 25.4 mm)
- Maximum Section Size:** 48"w x 72"h (1219 mm x 1829 mm) with Jamb Seal
 48"w x 96"h (1219 mm x 2438 mm) without Jamb Seal

Options:

- Screens:** Insect screen - 18 x 16 mesh aluminum.
 Other: _____
- Blade Seals:** Extruded vinyl.
- Jamb Seals:** Flexible stainless steel.
- Finish:** Prime Coat.
 Baked Enamel.
 Kynar 500 Enamel.
 Other: _____
- Sill Extensions:**
- Flange:** 1-1/2" (38 mm) (front or rear)
- Other Operator** _____
- Notes:** Louvers fabricated 1/4" (6.4 mm) under opening size unless otherwise noted.



ASLD6 - 5-01



Specifications are correct at time of printing. However, as part of our 'continuous improvement program,' we reserve the right to make further improvements without notice.
 © JULY, 2000 NCA Manufacturing

Project:	Contractor:
Location:	Address:
Architect:	P.O. Number:
Engineer:	Date: