



MODEL SLJ-4 FORMED STATIONARY LOUVER STRAIGHT BLADE.

Standard Construction:

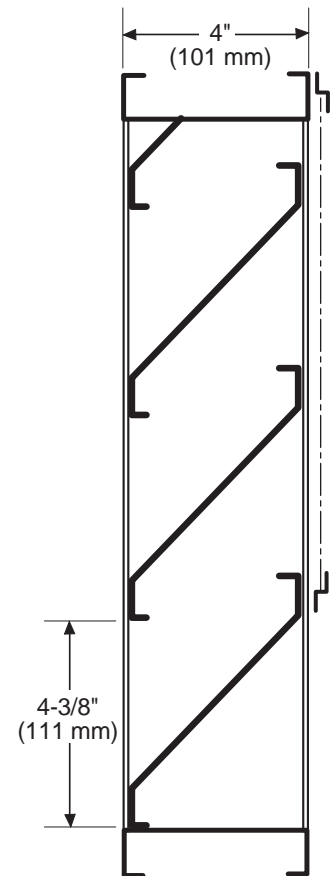
- Frame:** 4" (101 mm) x 20 ga. galvanized steel.
Blades: 20 ga. galvanized steel, approximately 4-3/8" (111 mm) on centers.
Blade Angle: 45°
Screen: Bird screen - 1/2" x 1/2" (12.7 mm x 12.7 mm) x 19 ga. galvanized steel. In a removable frame on interior of louver.
Finish: Mill galvanized.
Minimum Size: 8"w x 12"h (203 mm x 304 mm)

Options:

- Screens:** Insect screen - 18 x 16 mesh aluminum.
Other: _____
Finish: Prime Coat
Baked Enamel
Kynar 500 Enamel
Other: _____

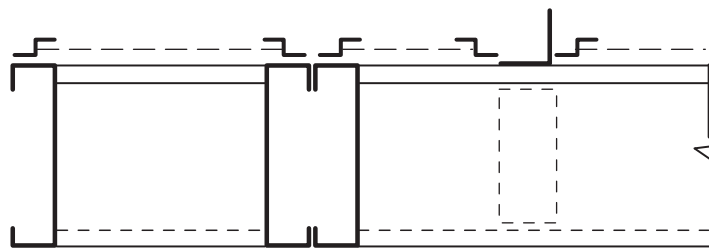
Sill Extensions:

- Flange:** 1-1/2" (38 mm) (front or rear)
Material: Various materials and gauges
Notes: Louvers fabricated 1/4" (6.4 mm) under opening size unless otherwise noted.



Channel Frame

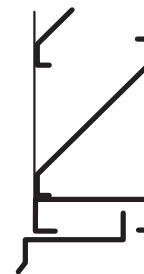
SLJ4 - 7-00



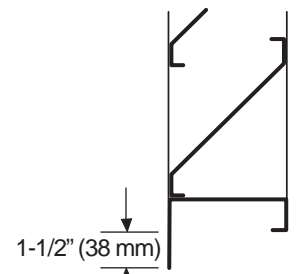
Jamb

Visible Mullion

Blade Brace



Sill Extension



Flange Frame

Specifications are correct at time of printing. However, as part of our 'continuous improvement program,' we reserve the right to make further improvements without notice.
© JULY, 2000 NCA Manufacturing

Project:
Location:
Architect:
Engineer:

Contractor:
Address:
P.O. Number:
Date: