



**MODEL SLZ-4-30**  
**FORMED STATIONARY LOUVER**  
**STEP BLADE.**

**Standard Construction:**

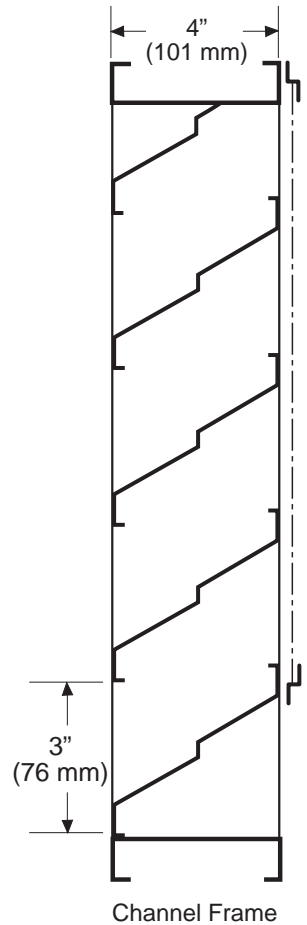
- Frame:** 4" (101 mm) x 20 ga. galvanized steel.
- Blades:** 20 ga. galvanized steel, approximately 3" (76 mm) on centers.
- Blade Angle:** 30°
- Screen:** Bird screen - 1/2" X 1/2" (12.7 mm x 12.7 mm) x 19 ga. galvanized steel, in a removable frame on interior of louver.
- Finish:** Mill galvanized.
- Minimum Size:** 8"w x 10"h (203 mm x 254 mm)

**Options:**

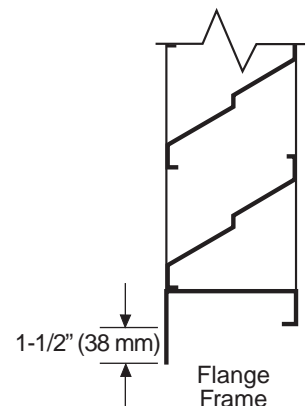
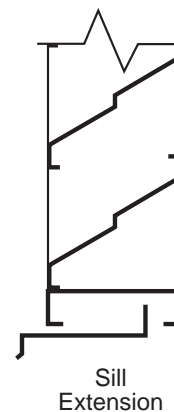
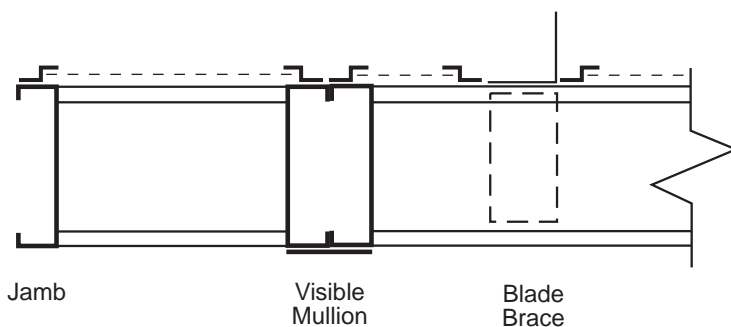
- Screens:** Insect screen - 18 x 16 mesh aluminum.  
Other: \_\_\_\_\_
- Finish:** Prime coat  
Baked Enamel  
Kynar 500 Enamel  
Other: \_\_\_\_\_

**Sill Extensions:**

- Flange:** 1-1/2" (38 mm) (front or rear)
- Material:** Various materials and gauges
- Notes:** Louvers fabricated 1/4" (6.4 mm) under opening size unless otherwise noted.



SLZ430 - 7-00



Specifications are correct at time of printing. However, as part of our 'continuous improvement program,' we reserve the right to make further improvements without notice.  
 © JULY, 2000 NCA Manufacturing

Project: \_\_\_\_\_ Contractor: \_\_\_\_\_  
 Location: \_\_\_\_\_ Address: \_\_\_\_\_  
 Architect: \_\_\_\_\_ P.O. Number: \_\_\_\_\_  
 Engineer: \_\_\_\_\_ Date: \_\_\_\_\_