



**MODEL XAD-4-45**  
**EXTRUDED ALUMINUM LOUVER**  
**DRAINABLE BLADE. AMCA LICENSED.**



**Standard Construction:**

- Frame:** 4" x .081 (101 mm x 2.1 mm) extruded aluminum (6063-T5).
- Blades:** .081 (2.1 mm) extruded aluminum (6063-T5), approximately 4-3/16" (106 mm) on centers.
- Blade Angle:** 45°
- Screen:** Bird screen - 3/4" x .050 (19 mm x 12.7 mm) flattened expanded aluminum in a removable frame on interior of louver.
- Finish:** Mill aluminum.
- Minimum Size:** 12"w x 12"h (304 mm x 304 mm)

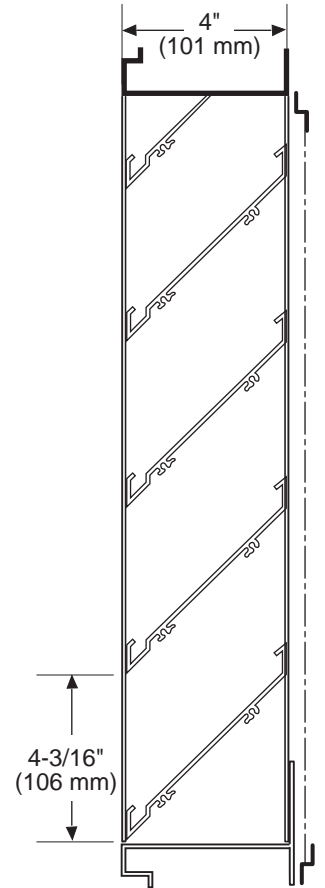
**Options:**

- Screens:** Insect screen - 18 x 16 mesh aluminum  
 1/2" x .063 (12.7 mm x 1.6 mm) aluminum.  
 Other - \_\_\_\_\_
- Finish:** Prime Coat  
 Baked Enamel  
 Kynar  
 Clear Anodize - 204-R1 and 215-R1  
 Integral Color Anodize  
 Other - \_\_\_\_\_

**Sill Extensions:**

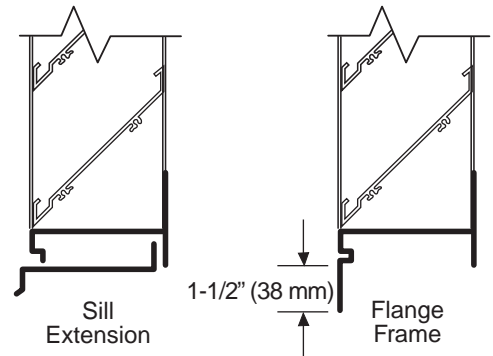
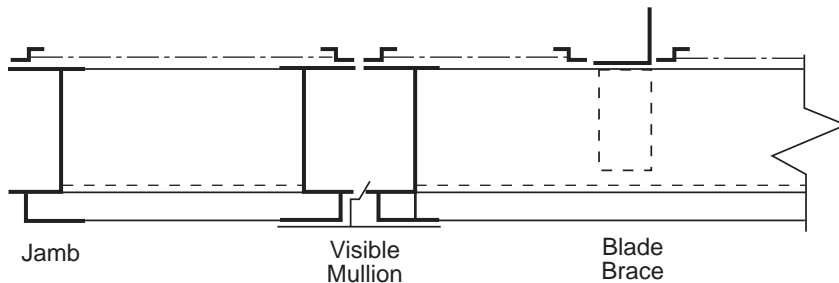
- Flange:** 1-1/2" (38 mm) (front or rear)

**Notes:** Louvers fabricated 1/4" (6.4 mm) under opening size unless otherwise noted.



Channel Frame

XAD445 - 8-01



Specifications are correct at time of printing. However, as part of our 'continuous improvement program,' we reserve the right to make further improvements without notice.

© AUGUST, 2001 NCA Manufacturing

Project:	Contractor:
Location:	Address:
Architect:	P.O. Number:
Engineer:	Date:



# MODEL XAD-4-45

## LOUVER PERFORMANCE DATA

DRAINABLE BLADE – EXTRUDED ALUMINUM. AMCA LICENSED.

© AUGUST, 2001 NCA Manufacturing

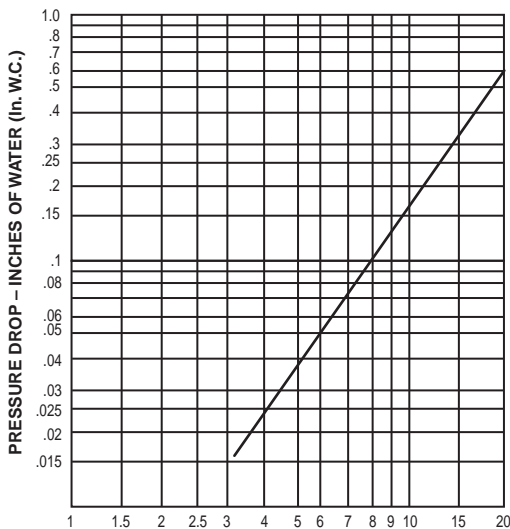
### Specifications

Furnish and install where shown model **XAD-4-45** louver, manufactured by **NCA Manufacturing**. Louvers shall be the stationary **drainable** type with a frame depth of **4 inches**. Frames and blades shall be .081 inches thick 6063-T5 extruded aluminum alloy. Blades shall be located on a **45 degree** blade angle. Screens shall consist of 3/4" expanded aluminum, with an extruded frame, mounted to the louver interior, and be removable for cleaning. Louvers shall be finished with Polyurethane Acrylic enamel, Kynar 500, Anodize or other finishes selected by the architect from NCA standard color charts. Louver shall pass **898 fpm** with **.13 in. wg.** pressure drop and shall carry less than **.015** ounces of water per square foot of free area during a 15 minute period based on tests and procedures performed in accordance with AMCA publication 511.

### XAD-4-45 Free Area in Sq. Ft.

Width – Inches

Height – Inches	Width – Inches															
	12	18	24	30	36	42	48	54	60	66	72	78	84	90	96	
12	0.31	0.51	0.72	0.92	1.13	1.33	1.54	1.75	1.95	2.16	2.36	2.57	2.77	2.98	3.18	
18	0.49	0.81	1.14	1.46	1.79	2.11	2.44	2.77	3.09	3.42	3.74	4.07	4.39	4.72	5.04	
24	0.77	1.28	1.79	2.30	2.81	3.32	3.83	4.34	4.85	5.36	5.87	6.38	6.89	7.40	7.92	
30	1.04	1.74	2.44	3.13	3.83	4.52	5.22	5.92	6.61	7.31	8.00	8.70	9.40	10.09	10.79	
36	1.22	2.04	2.85	3.67	4.48	5.30	6.11	6.92	7.74	8.55	9.37	10.18	11.00	11.81	12.63	
42	1.50	2.50	3.50	4.50	5.50	6.50	7.50	8.50	9.50	10.50	11.50	12.50	13.50	14.50	15.50	
48	1.68	2.80	3.92	5.04	6.16	7.28	8.40	9.52	10.64	11.76	12.88	14.00	15.12	16.24	17.36	
54	1.96	3.26	4.57	5.87	7.18	8.48	9.79	11.10	12.40	13.71	15.01	16.32	17.62	18.93	20.23	
60	2.14	3.56	4.98	6.41	7.83	9.26	10.68	12.10	13.53	14.95	16.38	17.80	19.22	20.65	22.07	
66	2.41	4.02	5.63	7.24	8.85	10.46	12.07	13.68	15.29	16.90	18.51	20.12	21.73	23.34	24.94	
72	2.69	4.49	6.28	8.08	9.87	11.67	13.46	15.25	17.05	18.84	20.64	22.43	24.23	26.02	27.82	
78	2.87	4.79	6.70	8.62	10.53	12.45	14.36	16.27	18.19	20.10	22.02	23.93	25.85	27.26	29.68	
84	3.15	5.25	7.35	9.44	11.54	13.64	15.74	17.84	19.94	22.04	24.13	26.23	28.33	30.43	32.53	
90	3.33	5.55	7.77	9.98	12.20	14.42	16.64	18.86	21.08	23.30	25.51	27.73	29.95	32.17	34.39	
96	3.61	6.01	8.41	10.82	13.22	15.63	18.03	20.43	22.84	25.24	27.65	30.05	32.45	34.86	37.26	

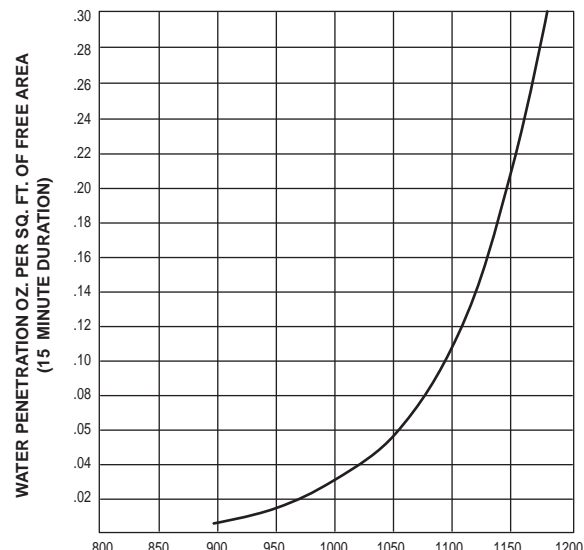


VELOCITY THROUGH FREE AREA  
FPM X 100

### PRESSURE DROP INTAKE

NCA Manufacturing, Inc. certifies that the Model XAD-4-45 louver shown herein is licensed to bear the AMCA seal. The ratings shown are based on tests and procedures performed in accordance with AMCA Publication 511 and comply with the requirements of the AMCA Certified Ratings program.

The AMCA Certified Seal applies to air performance ratings and water penetration ratings.



VELOCITY THROUGH FREE AREA FPM

### Water Penetration

Water Penetration Data applies to test unit size 48" x 48" only. Beginning of Water Penetration is 898 FPM Free Area Velocity.

Performance shown is at standard air density 0.075 lbs./ft<sup>3</sup>.