



EXTRUDED ALUMINUM COMBINATION LOUVER/DAMPER
6" (152) DEEP • DRAINABLE BLADE
OPERABLE AIRFOIL DAMPER
MODEL: 1606CDAF

Nailor Model 1606CDAF is an extruded aluminum combination louver and damper that incorporates front stationary drainable blades and rear adjustable airfoil blades all within a single frame. The design provides efficient air performance and aesthetics that compliment any building exterior, while providing tight shut-off when no airflow is required. The drainable blades provide excellent weather protection for exhaust and low to medium velocity intake air applications by utilizing rain gutters to divert collected water down concealed side downspouts and out the sill. Blades are reinforced with full length integral bosses for strength. Model 1606CDAF is available with channel or flanged type frame to suit most installation requirements, and is licensed by AMCA for assured performance.

STANDARD CONSTRUCTION:

- FRAME:** 6" (152) deep type 6063-T5 extruded aluminum, .125" (3.18) nominal wall thickness. Integral downspouts and caulking slot provided.
- BLADES:** Front stationary blades: drainable style, type 6063-T5 extruded aluminum, .080" (2.03) nominal wall thickness. Rear operable blades: Airfoil style, type 6063-T5 extruded aluminum.
- BLADE ANGLE:** Front blades fixed at 45 degrees.
- BLADE SPACING:** Approx. 5 1/2" (140) on centers.
- BLADE SEALS:** Silicone. Mechanically locked in place.
- JAMB SEALS:** Cambered stainless steel.
- BEARINGS:** 1/2" (13) dia. Oilite® self-lubricating bronze.
- AXLES:** 1/2" (13) dia. plated steel double bolted to blades.
- LINKAGE:** Concealed in frame.
- SCREEN:** 3/4" x .051 (19 x 1.3) expanded, flattened aluminum bird screen in removable frame, inside (rear) mount (adds approximately 3/8" [10] to louver depth).
- ACTUATOR:** Hand locking louver quadrant.
- FINISH:** Mill.
- MINIMUM SIZE:** 12" W x 16" H (305 x 406).
- MAX. SINGLE SECTION SIZE:** 60" W x 96" H (1524 x 2438). Larger sizes will be manufactured in sections with visible mullion side frame (downspouts are concealed) for field assembly.

OPTIONS:

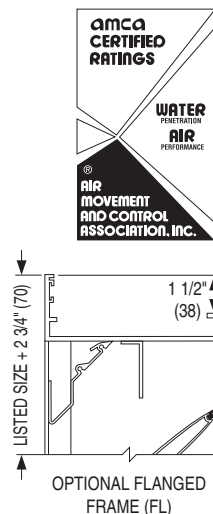
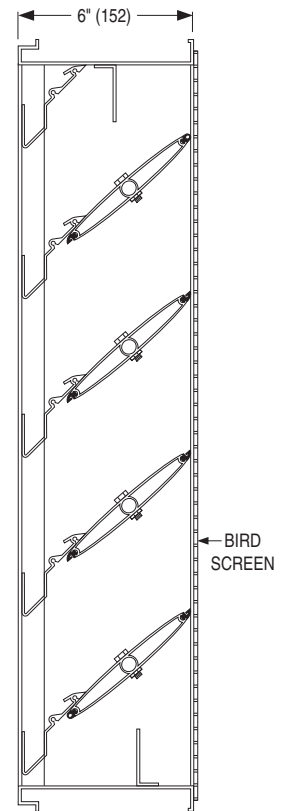
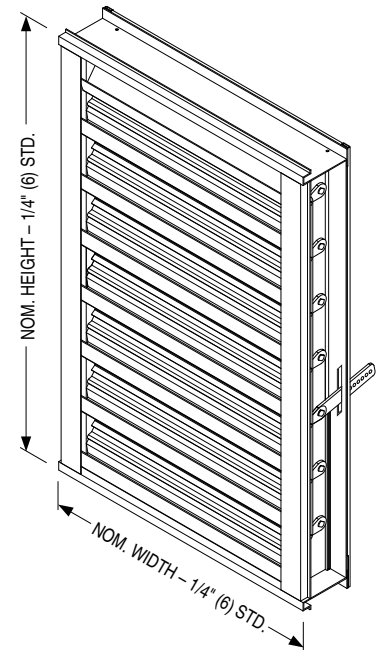
- FL** Flanged Frame.
- BSSS** Type 304 S.S. Bird Screen.
- BSN** No Bird Screen.
- ISA** Aluminum Insect Screen.
- ISSS** Type 304 S.S. Insect Screen.
- WE** Welded Construction.
- ESI** Extended Sill.
- FR1** 1" (25) Filter Rack.
- FR2** 2" (51) Filter Rack.
- PAC** Perimeter Anchor Clips.
- ACT** Electric or Pneumatic Actuator.
- Specify: _____
- Other:** _____

OPTIONAL FINISHES:

- PC3** Powder Coat AAMA 2603. Color: _____
 - PC4** High Performance Powder Coat AAMA 2604 (Equivalent to 50% Kynar®). Color: _____
 - PC5** Fluoropolymer Powder Coat AAMA 2605 (Equivalent to 70% Kynar®). Color: _____
 - PCC** Prime Coat.
 - AN04** Clear Anodized 204-R1.
 - AN15** Clear Anodized 215-R1.
- Color Anodized:
- ANLB** Light Bronze. **ANMB** Medium Bronze.
 - ANDB** Dark Bronze. **ANBK** Black.

OPTIONAL W x H SIZING (1/4" [6.5] Undersize standard):

- U00** Exact Size. **U38** Undersize 3/8" (9.5).
- U50** Undersize 1/2" (12.7).



SCHEDULE TYPE:
PROJECT:
ENGINEER:
CONTRACTOR:

Page 1 of 2
Dimensions are in inches (mm).

DATE	B SERIES	SUPERSEDES	DRAWING NO.
12 - 1 - 10	1600	5 - 29 - 09	1606CDAF