



EXTRUDED ALUMINUM STATIONARY LOUVER
6" (152) DEEP • DRAINABLE BLADE
MODEL: 1606D (1606SD)

Model 1606D is a drainable blade type louver that provides excellent weather protection, good air performance and aesthetics that compliment any building design. Suitable for use in exhaust and low to medium velocity intake applications, the drainable blade design utilizes rain gutters that divert collected water down concealed side downspouts and out the sill. Blades are reinforced with full length integral bosses for superior strength and the design, with a free area of 52%, exhibits low pressure drop characteristics throughout the full airflow range. Model 1606D is available with channel or flanged type frame to suit most architectural and mechanical installation requirements.

STANDARD CONSTRUCTION:

- FRAME:** 6" (152) deep, Type 6063-T5 extruded aluminum, .080" (2.03) nominal wall thickness. Integral downspouts and caulking slot provided.
- BLADES:** Type 6063-T5 extruded aluminum, .080" (2.03) nominal wall thickness, with reinforcing bosses.
- BLADE ANGLE:** Fixed at 37 degrees.
- BLADE SPACING:** Approx. 6" (152) on centers.
- BLADE SUPPORT BRACKETS:** Concealed type, factory installed on rear of louver on maximum 48" (1219) centers. Reinforced with 1" x 1" (25 x 25) angle (adds approx. 1" [25] to overall louver depth).
- MULLIONS:** Concealed type allowing continuous line appearance up to 120" (3048) wide. Larger assemblies require separate visible frames with downspouts.
- SCREEN:** 3/4" x .051 (19 x 1.3) expanded, flattened aluminum bird screen in removable frame, inside (rear) mount (adds approximately 3/8" [10] to louver depth).
- FINISH:** Mill.
- MINIMUM SIZE:** 12" W x 12" H (305 x 305).
- MAX. SINGLE SECTION SIZE:** 120" W x 84" H (3048 x 2134) or 84" W x 120" H (2134 x 3048). 70 sq. ft. (6.5m²). Larger louvers will require field assembly of smaller sections.

OPTIONS:

- FL** Flanged Frame.
- BSSS** Type 304 S.S. Bird Screen.
- BSN** No Bird Screen.
- ISA** Aluminum Insect Screen.
- ISSS** Type 304 S.S. Insect Screen.
- WE** Welded Construction.
- ESI** Extended Sill.
- FR1** 1" (25) Filter Rack.
- FR2** 2" (51) Filter Rack.
- PAC** Perimeter Anchor Clips.
- Other:** _____ .

OPTIONAL FINISHES:

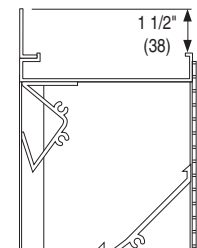
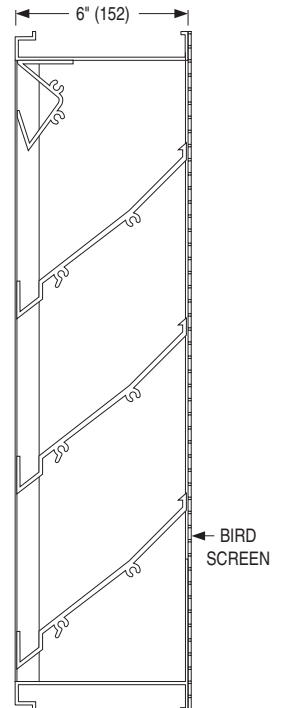
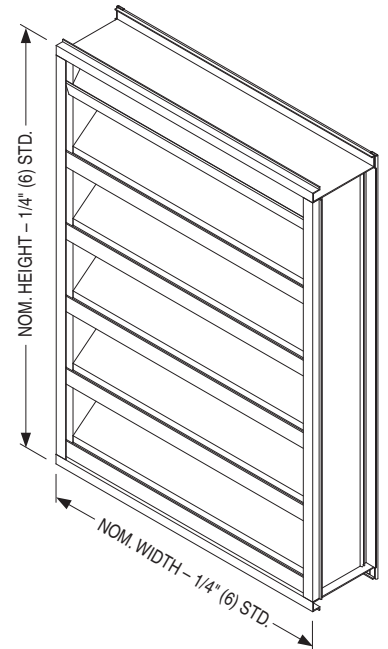
- PC3** Powder Coat AAMA 2603. Color: _____ .
- PC4** High Performance Powder Coat AAMA 2604 (Equivalent to 50% Kynar®). Color: _____ .
- PC5** Fluoropolymer Powder Coat AAMA 2605 (Equivalent to 70% Kynar®). Color: _____ .
- PCC** Prime Coat.
- AN04** Clear Anodized 204-R1.
- AN15** Clear Anodized 215-R1.

Color Anodized:

- ANLB** Light Bronze. **ANMB** Medium Bronze.
- ANDB** Dark Bronze. **ANBK** Black.

OPTIONAL W x H SIZING (1/4" [6.5] Undersize standard):

- U00** Exact Size.
- U38** Undersize 3/8" (9.5).
- U50** Undersize 1/2" (12.7).



FLANGED FRAME (FL)
(OPTIONAL)

SCHEDULE TYPE:
PROJECT:
ENGINEER:
CONTRACTOR:

Page 1 of 2
Dimensions are in inches (mm).

DATE	B SERIES	SUPERSEDES	DRAWING NO.
12 - 1 - 10	1600	1606SD-1 6-25-08	1606D